

How many kids at SACRED HEART CATHOLIC SCHOOL are vaccinated?\*

K-8

MARCH 2019



□ % Nonmedical Exemptions

■ % Vaccinated

DTaP/Tdap

Polio

Varicella

Measles

Mumps/  
Rubella

HepB

HepA†

2%

2%

3%

3%

3%

2%

2%

96%

96%

96%

96%

96%

96%

96%

Number of children at the school\*\*: 196

Percent of children with no immunization or exemption record: 0%

Percent of children with a medical exemption for one or more vaccine(s): 1%

\* Not all immunizations are required for all grades. These numbers may not total 100% if some children have medical exemptions, or are incomplete or in process with immunizations but do not need an exemption because they are on schedule.

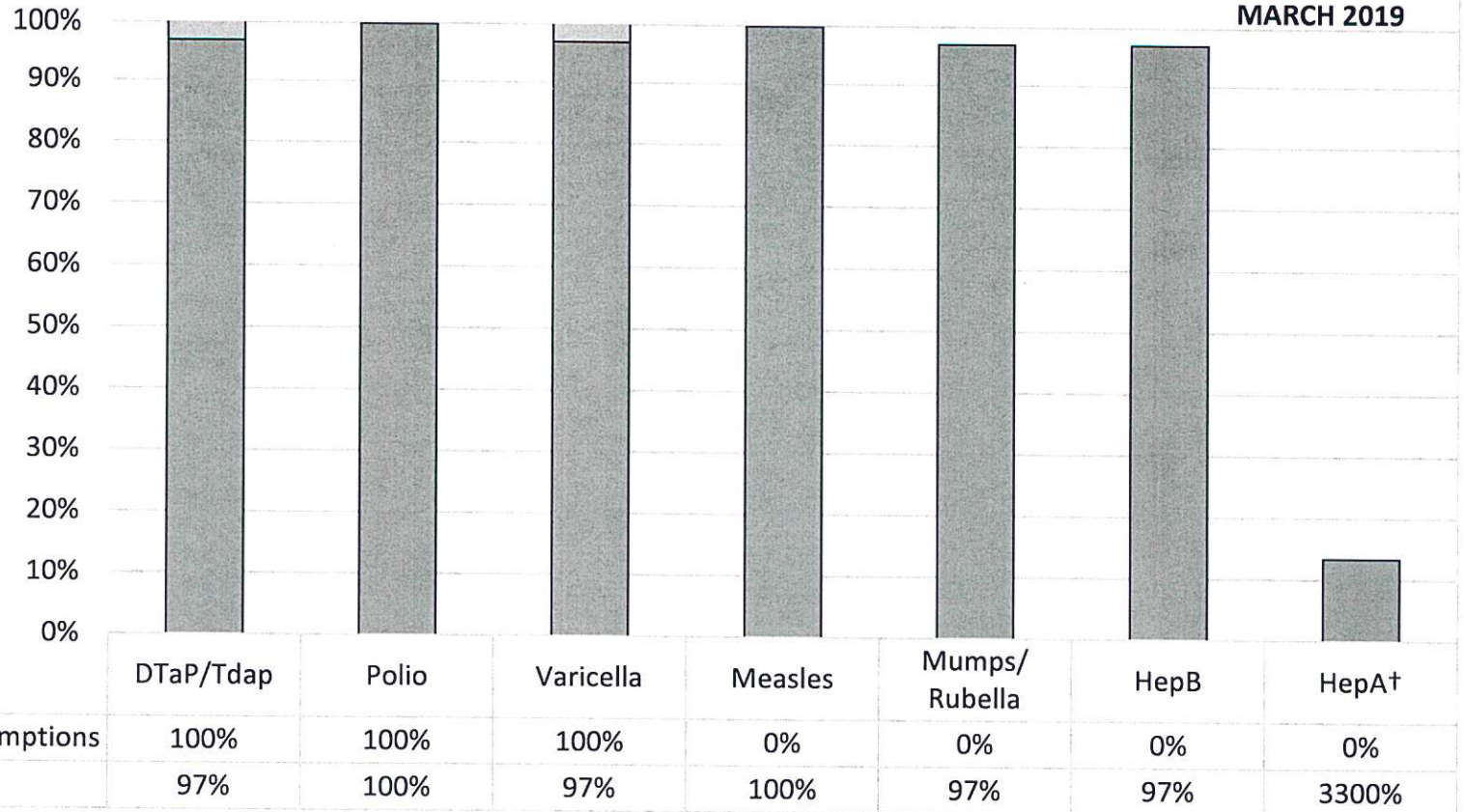
\*\*There is/are also 0 child(ren) enrolled for whom immunizations are not required to be reported because their records are tracked by another site or they attend fewer than 5 days per year.

†Blanks indicate this vaccine was not required in the grades at this school, or this vaccine was required for fewer than 10 children.

How many kids at SACRED HEART CATHOLIC SCHOOL are vaccinated?\*

*Pre school / Pre K*

MARCH 2019



Number of children at the school\*\*: 34

Percent of children with no immunization or exemption record: 0

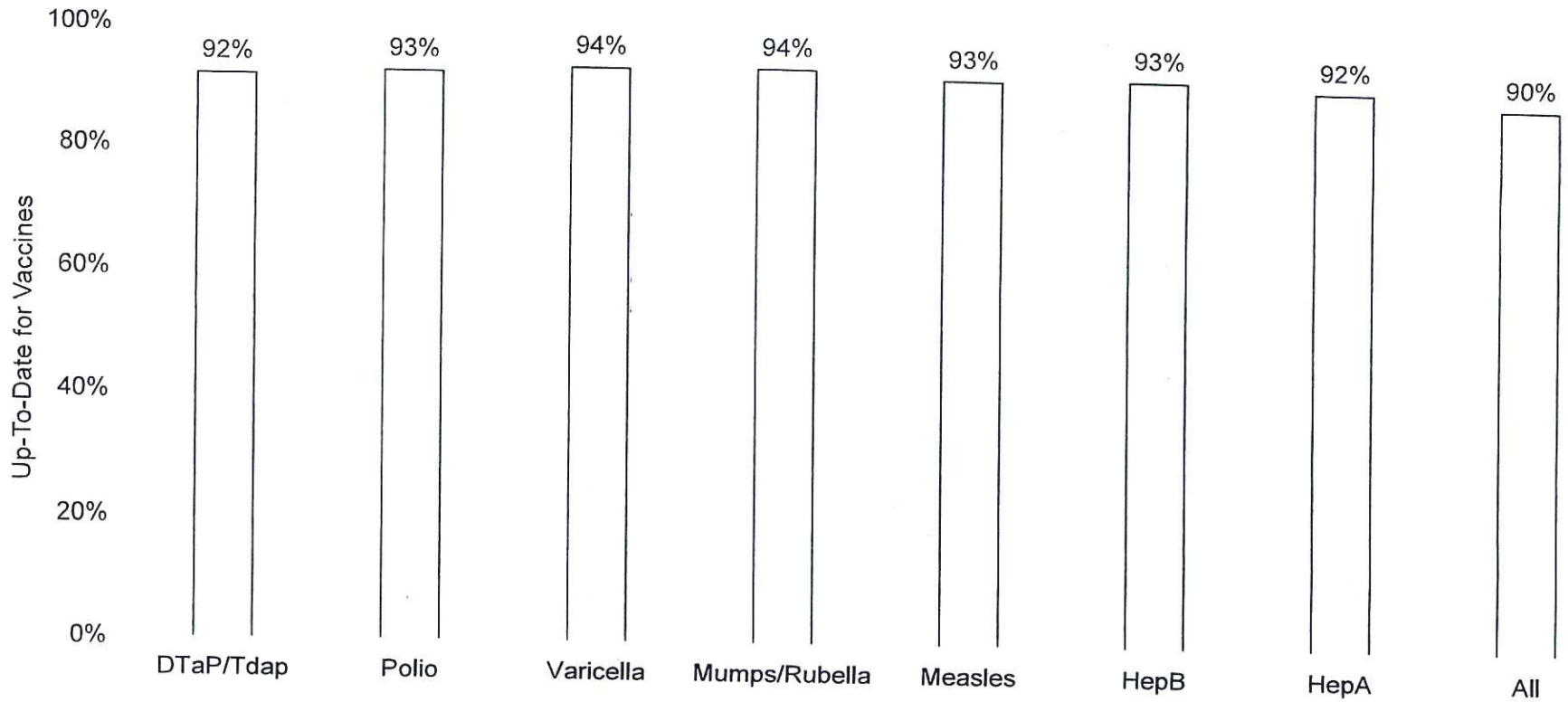
Percent of children with a medical exemption for one or more vaccine(s):

\* Not all immunizations are required for all grades. These numbers may not total 100% if some children have medical exemptions, or are incomplete or in process with immunizations but do not need an exemption because they are on schedule.

\*\*There is/are also child(ren) enrolled for whom immunizations are not required to be reported because their records are tracked by another site or they attend fewer than 5 days per year.

†Blanks indicate this vaccine was not required in the grades at this school, or this vaccine was required for fewer than 10 children.

### How many school-age kids\* are up-to-date on vaccines in your county?



\*Kindergarten through 12th grade

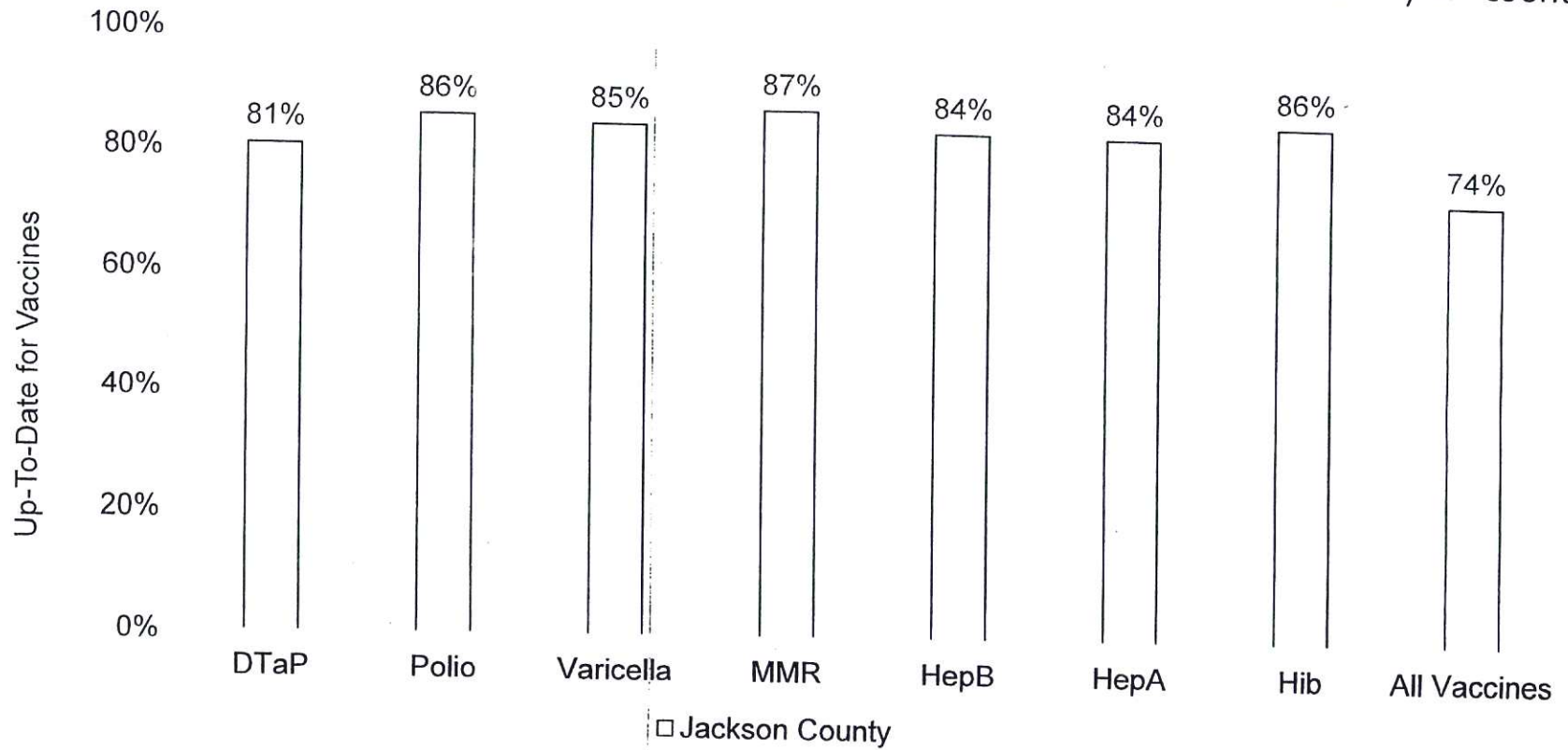
Assessment date: 03/04/2019

Data source: Immunization Primary Review Summary Reports

□ Jackson County



How many kids younger than school-age\* are up-to-date on vaccines in your county?



\*Children age 19 months as of 01/16/2019 to 5 years as of 09/01/2018  
Assessment date: 03/04/2019  
Data source: Oregon Alert IIS

